



# GUJCOT TRADE ASSOCIATION

## MONTHLY RATE MOVEMENT Nov-2021

**Dear All Cotton Friends,**

In our mission to give Daily Spot Rate Team Gujcot is getting valuable support from Gujcot broker's panel. We appreciated their humble service to the trade. Gujcot Team is giving daily closing of Indian and foreign futures rates.

In this report we have provided Following Rates during the month.

- Daily Physical Spot Rate
- MCX Cotton Daily Closing Rate
- USD-INR Exchange Rate Closing
- Cotlook Index
- ICE Future Closing
- NCDEX Kapas Rate
- MCX Future Closing
- NCDEX and MCX converted into Rs. Candy Rate

We hope it will be useful to all the stake holders of Textile Value Chain.



# GUJCOT TRADE ASSOCIATION

## MONTHLY RATE MOVEMENT Nov-2021

- NY futures remained very volatile during the month of November.
- NY December option expired and lead month was March. NY December got high of 121 cents and NY March got high of 117 cents during the month. On last day of the month market collapsed limit down and ultimately NY December closed the month at 111.65 cents and NY March closed the month at 106.41 cents.
- US Export sale was not impressive during this month due to higher rate. Shipment also remained very sluggish during this month.
- China is going to close reserve cotton auction from 1<sup>st</sup> of December as rate on ICE also calm down on last day of month.
- All future markets collapsed on 30<sup>th</sup> November due to fear of spread of omicron virus and also taper came early with comment by fed chairman.



# GUJCOT TRADE ASSOCIATION

## MONTHLY RATE MOVEMENT Nov-2021

- MCX November future recorded high of 33,800 and remained high for some time and closed at 31,620.
- Gujcot spot rate remain firm from the start of month with some India government intervention price halted for some time but due to disparity and firm sentiment of farmers price was well supported.
- India rupee remained weak between 74 to 75 Rs/USD.
- NY future has given opportunity to basis players.
- As Indian cotton became competitive Indian exporters were active for November and December shipment.
- Praying to save all of us from omicron and hoping for earning coming month.



# GUJCOT TRADE ASSOCIATION

## MONTHLY RATE MOVEMENT Nov-2021

### Gujarat Spot Rate Changes Nov-2021

Variety	Staple Length	Mic.	31-10-21	30-11-21	30-11-20	Change (M/M)		Change (Y/Y)	
						Rs./Candy	In Per.(%)	Rs./Candy	In Per.(%)
Shankar 6	29 MM	3.8	66,250	64,450	41,150	-1800	-2.72%	23,300	56.62%
V-797	13 % Trash		38,400	36,200	27,050	-2,200	-5.73%	9,150	33.83%
MCX Spot Rate			31,250	31,420	19,950	170	0.54%	11,470	57.49%
USD-INR Exchange			74.87	75.16	74.05	0.29	0.39%	1.11	1.50%

### Monthly - Average Spot Rate Nov-2021

Variety	Staple Length	Mic.	Price Range		Average Of 26 Days
			Low	High	
Shankar 6	29	3.8	64,450	67,750	66,052
V-797	13% Trash		36,200	40,750	38,717
MCX Spot Rate			31,420	32,870	32,090
USD Exchange Rate			74.04	75.16	74.51



# GUJCOT TRADE ASSOCIATION

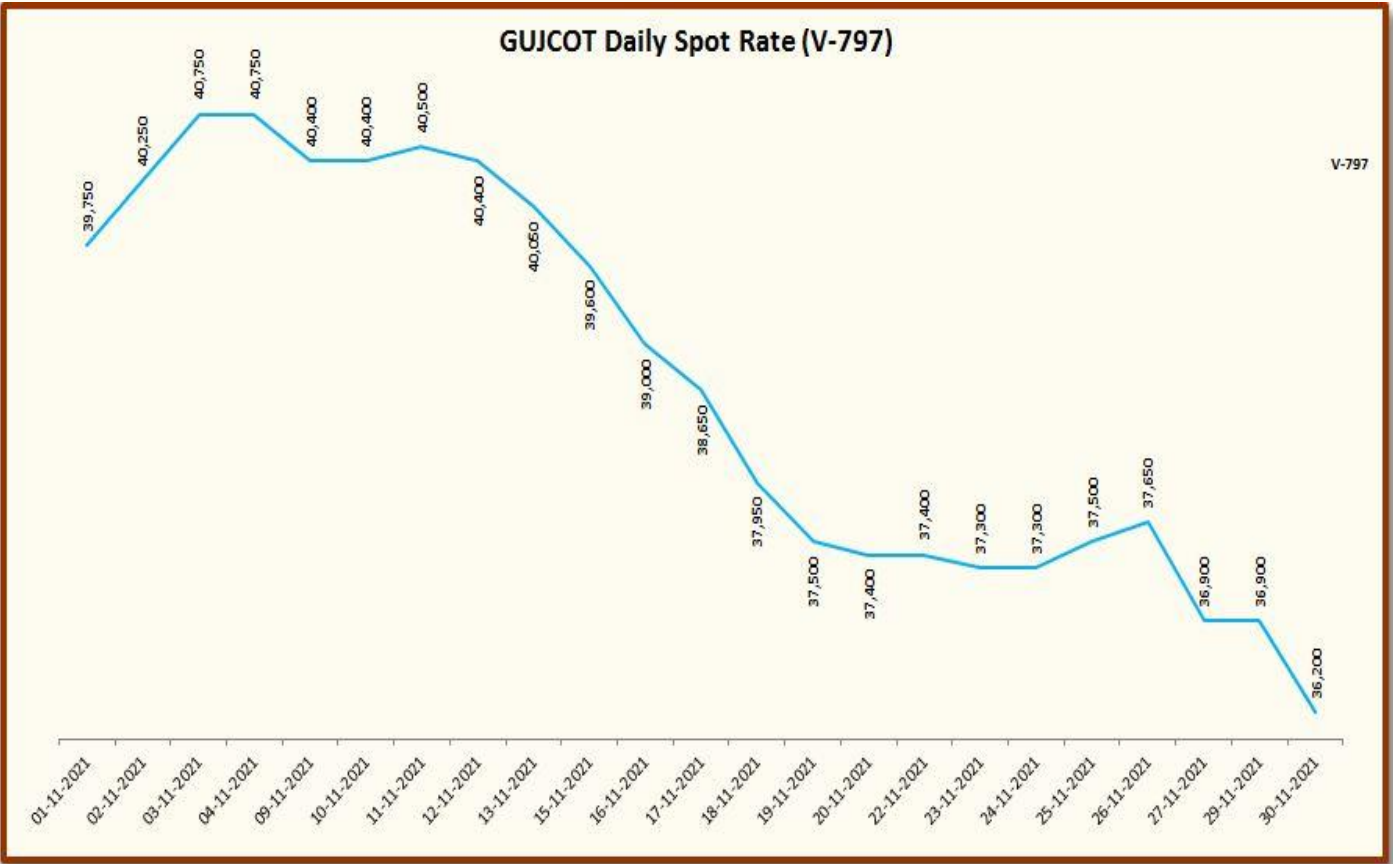
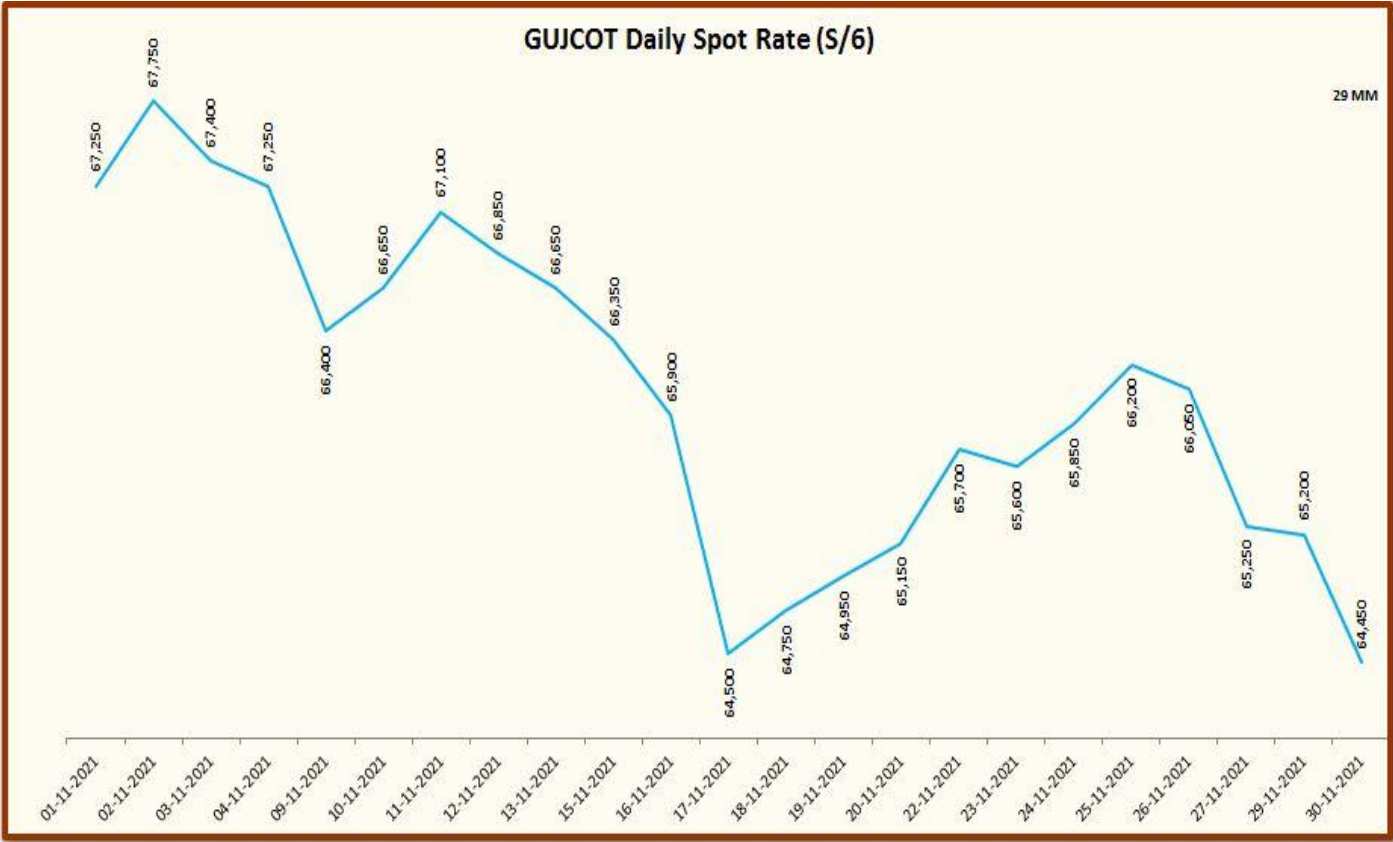
## MONTHLY RATE MOVEMENT Nov-2021

Gujarat Spot Rate – Nov-2021				
Date	29-3.8	V-797	MCX Spot Rate	USD-INR Exchange Rate
01-11-2021	67,250	39,750	32,210	74.87
02-11-2021	67,750	40,250	32,870	74.68
03-11-2021	67,400	40,750	32,850	74.45
04-11-2021	67,250	40,750	32,850	74.45
09-11-2021	66,400	40,400	32,260	74.04
10-11-2021	66,650	40,400	32,420	74.39
11-11-2021	67,100	40,500	32,380	74.51
12-11-2021	66,850	40,400	32,540	74.43
13-11-2021	66,650	40,050	32,540	74.43
15-11-2021	66,350	39,600	32,180	74.48
16-11-2021	65,900	39,000	32,100	74.37
17-11-2021	64,500	38,650	31,590	74.27
18-11-2021	64,750	37,950	31,690	74.23
19-11-2021	64,950	37,500	31,690	74.24
20-11-2021	65,150	37,400	31,690	74.24
22-11-2021	65,700	37,400	31,780	74.40
23-11-2021	65,600	37,300	31,930	74.43
24-11-2021	65,850	37,300	31,760	74.40
25-11-2021	66,200	37,500	31,880	74.51
26-11-2021	66,050	37,650	31,910	74.87
27-11-2021	65,250	36,900	31,910	74.87
29-11-2021	65,200	36,900	31,620	75.09
30-11-2021	64,450	36,200	31,420	75.16



# GUJCOT TRADE ASSOCIATION

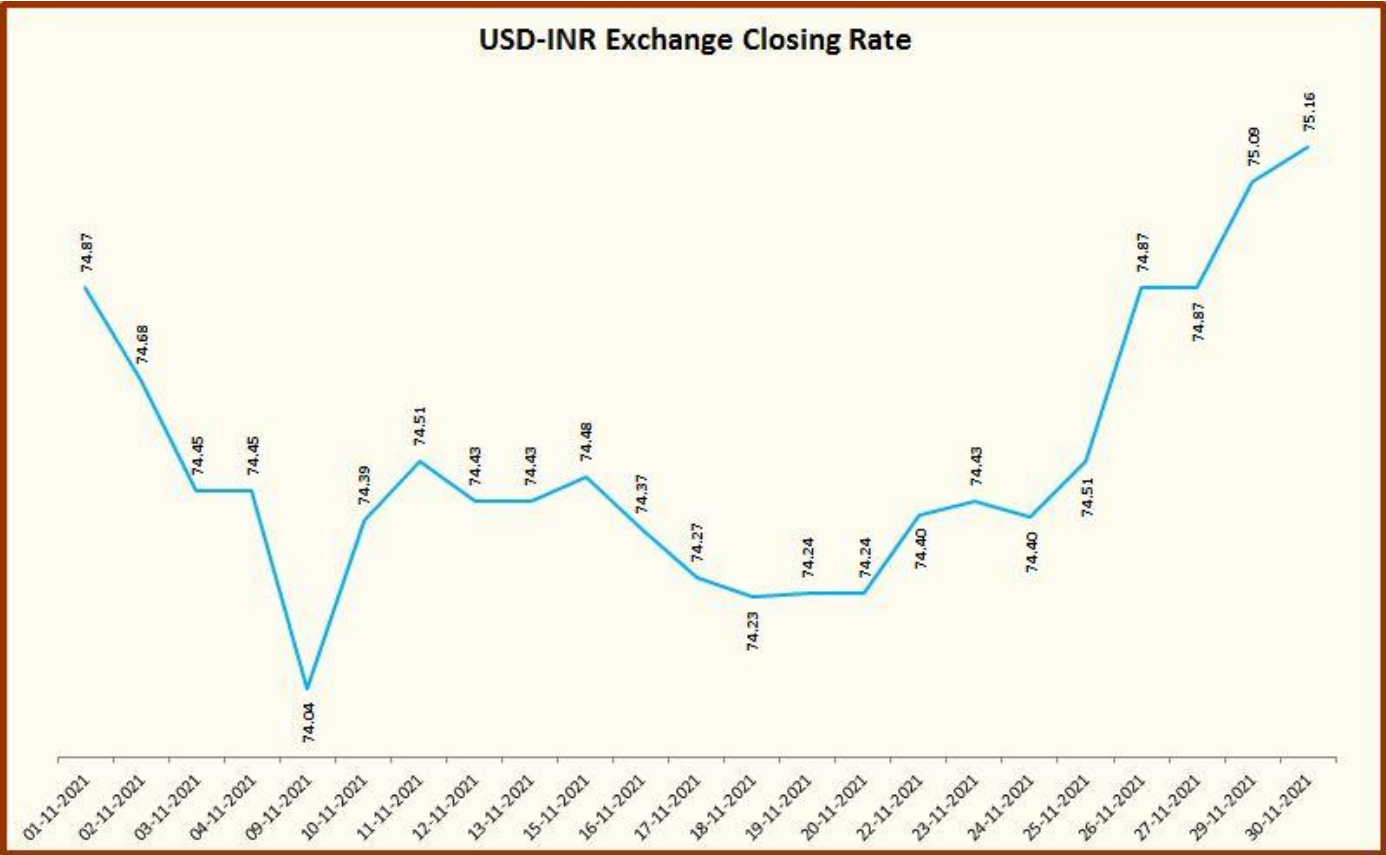
MONTHLY RATE MOVEMENT    Nov-2021





# GUJCOT TRADE ASSOCIATION

MONTHLY RATE MOVEMENT    Nov-2021





# GUJCOT TRADE ASSOCIATION

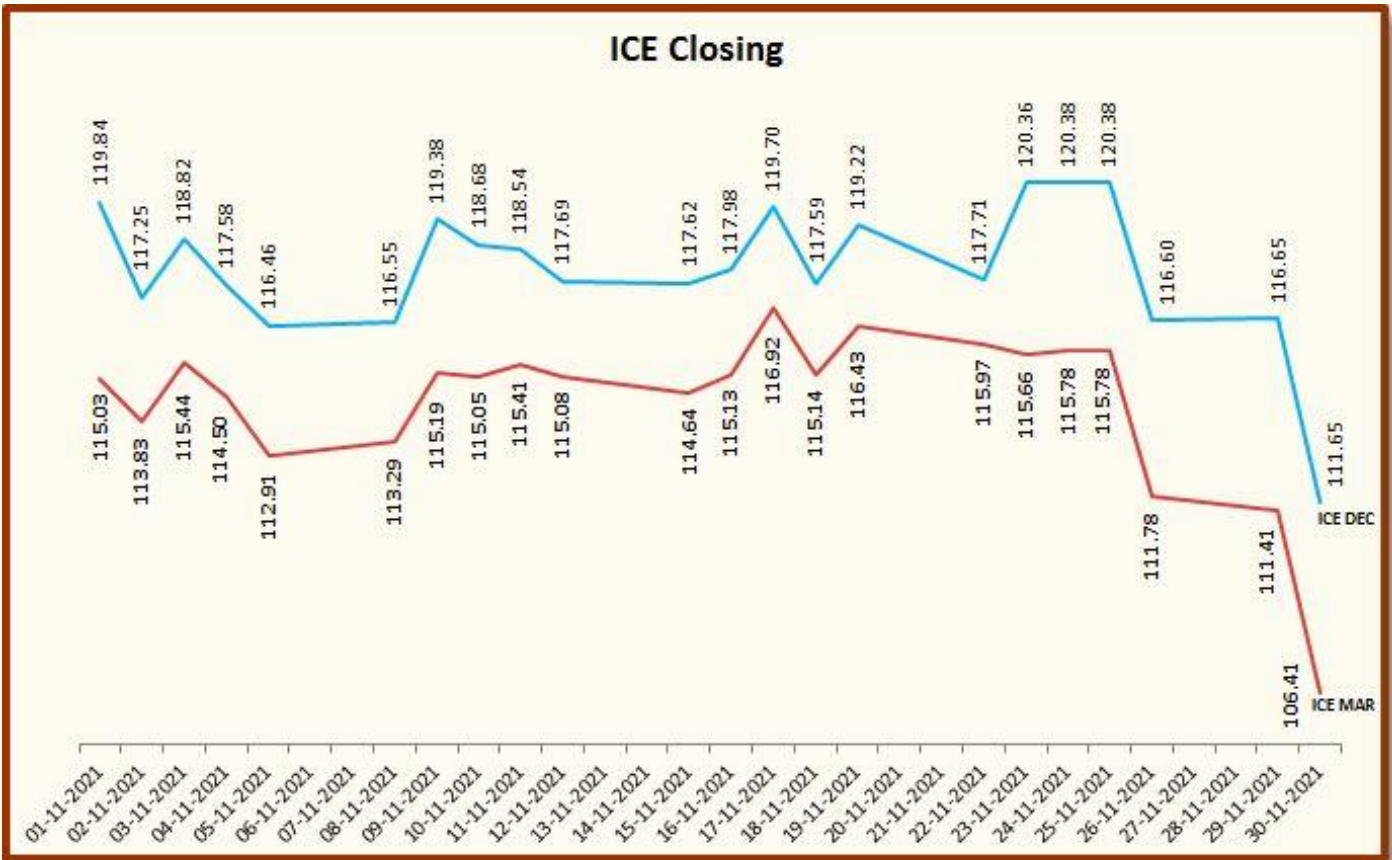
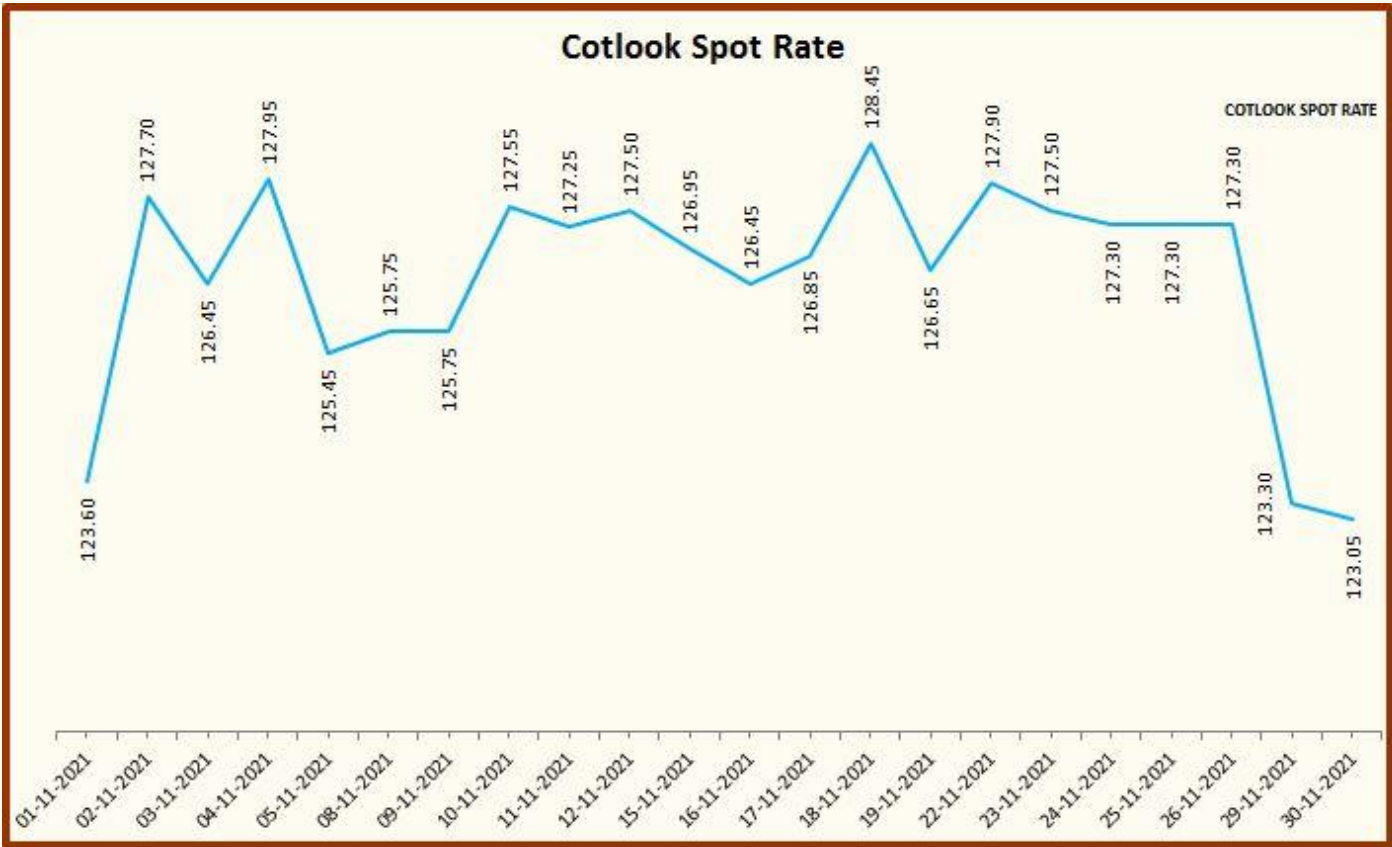
## MONTHLY RATE MOVEMENT Nov-2021

Foreign Cotton Indices & Futures			
Date	Cotlook	ICE	
	Spot Rate	Dec-21	Mar-22
01-11-21	123.60	119.84	115.03
02-11-21	127.70	117.25	113.83
03-11-21	126.45	118.82	115.44
04-11-21	127.95	117.58	114.50
05-11-21	125.45	116.46	112.91
08-11-21	125.75	116.55	113.29
09-11-21	125.75	119.38	115.19
10-11-21	127.55	118.68	115.05
11-11-21	127.25	118.54	115.41
12-11-21	127.50	117.69	115.08
15-11-21	126.95	117.62	114.64
16-11-21	126.45	117.98	115.13
17-11-21	126.85	119.70	116.92
18-11-21	128.45	117.59	115.14
19-11-21	126.65	119.22	116.43
22-11-21	127.90	117.71	115.97
23-11-21	127.50	120.36	115.66
24-11-21	127.30	120.38	115.78
25-11-21	127.30	120.38	115.78
26-11-21	127.30	116.60	111.78
29-11-21	123.30	116.65	111.41
30-11-21	123.05	111.65	106.41



# GUJCOT TRADE ASSOCIATION

MONTHLY RATE MOVEMENT    Nov-2021





# GUJCOT TRADE ASSOCIATION

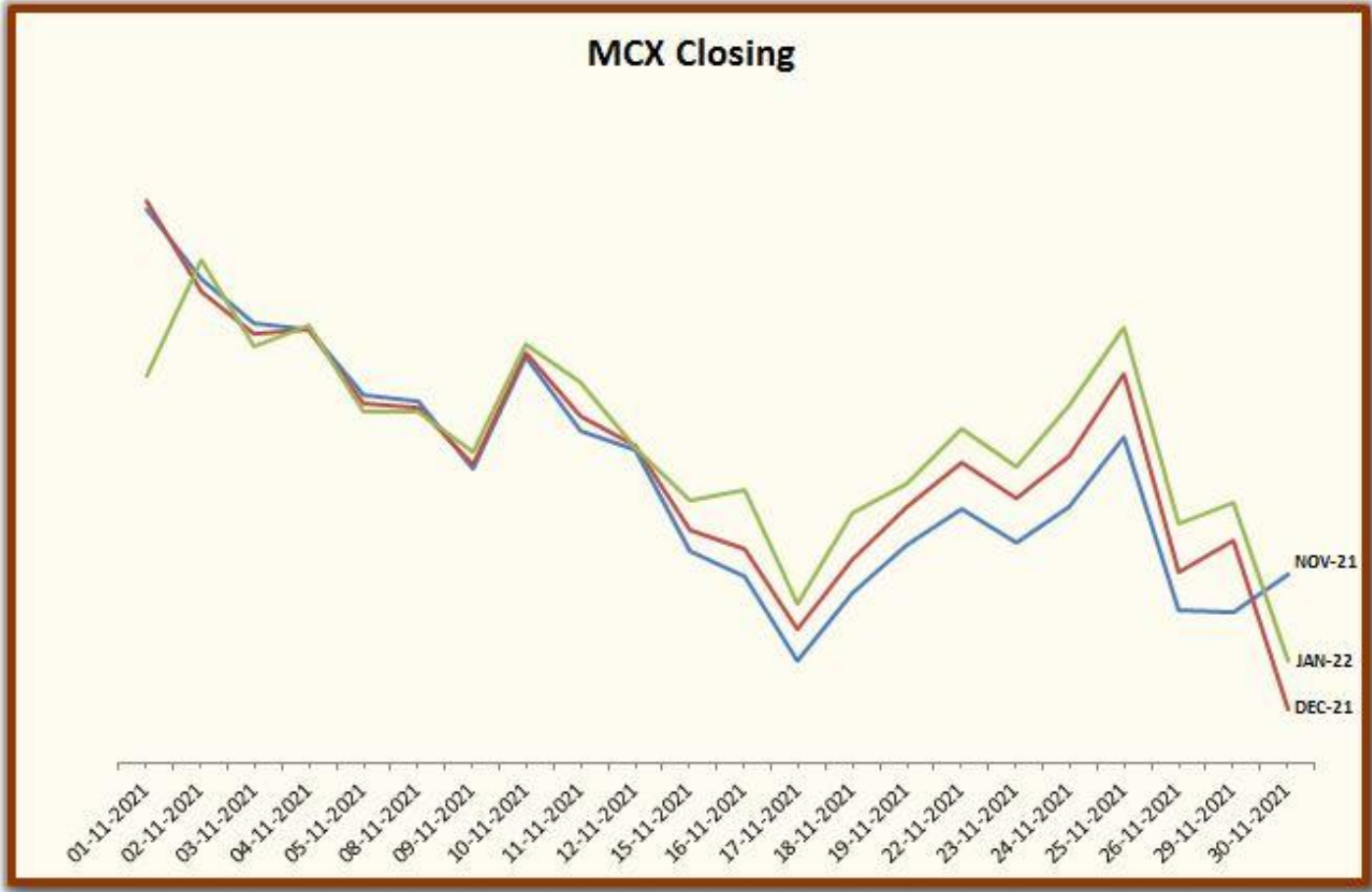
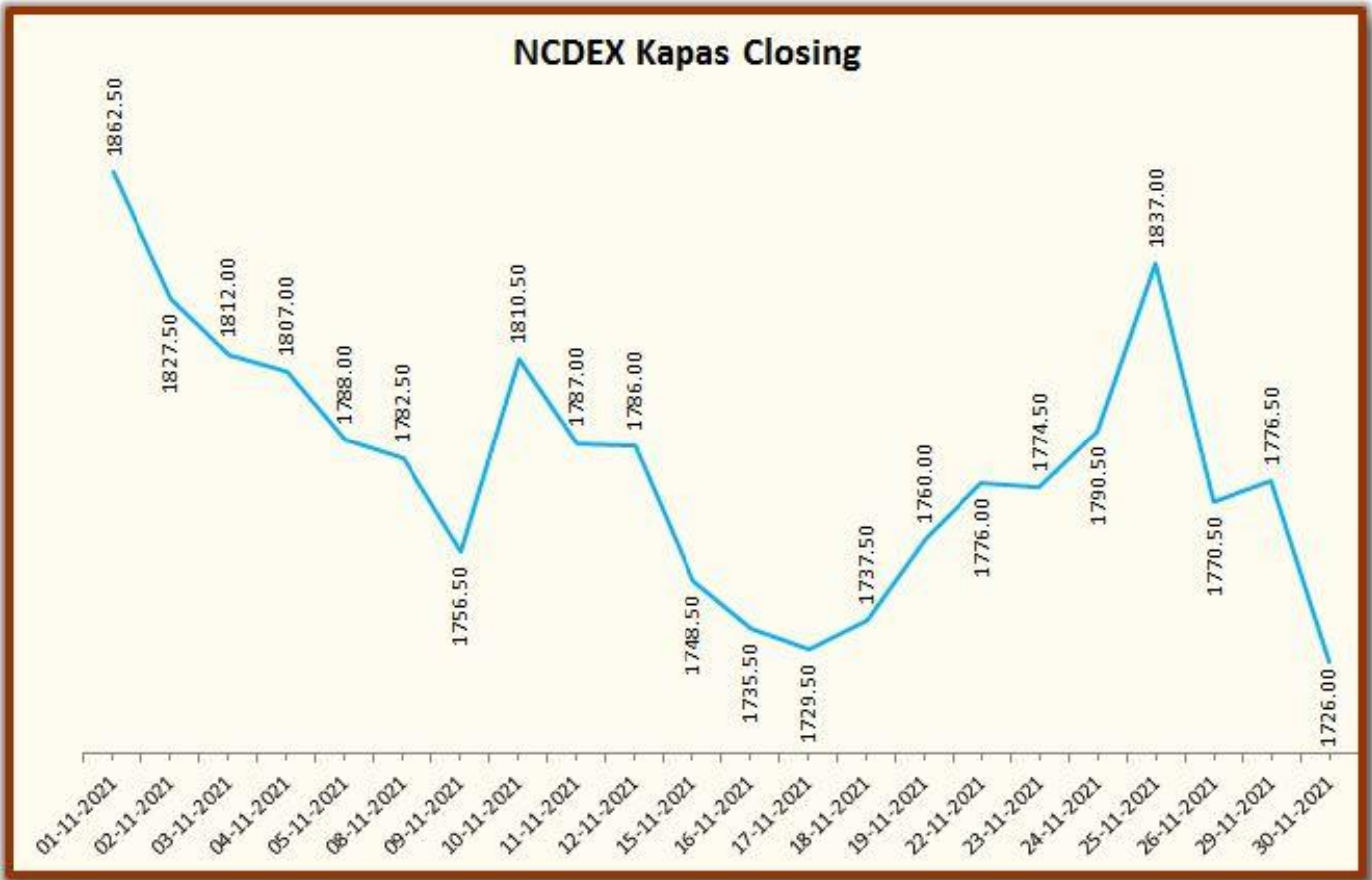
## MONTHLY RATE MOVEMENT Nov-2021

Indian Cotton Futures				
Date	NCDEX Kapas	MCX		
	30-Apr-22	Nov-21	Dec-21	Jan-22
01-11-2021	1862.50	33,790	33,850	32,800
02-11-2021	1827.50	33,380	33,300	33,490
03-11-2021	1812.00	33,120	33,060	32,980
04-11-2021	1807.00	33,080	33,080	33,110
05-11-2021	1788.00	32,690	32,640	32,590
08-11-2021	1782.50	32,650	32,620	32,590
09-11-2021	1756.50	32,250	32,270	32,350
10-11-2021	1810.50	32,910	32,940	32,990
11-11-2021	1787.00	32,480	32,560	32,760
12-11-2021	1786.00	32,360	32,390	32,380
15-11-2021	1748.50	31,760	31,880	32,060
16-11-2021	1735.50	31,610	31,770	32,130
17-11-2021	1729.50	31,110	31,300	31,440
18-11-2021	1737.50	31,510	31,710	31,980
19-11-2021	1760.00	31,800	32,030	32,160
22-11-2021	1776.00	32,010	32,290	32,490
23-11-2021	1774.50	31,810	32,070	32,260
24-11-2021	1790.50	32,020	32,320	32,630
25-11-2021	1837.00	32,440	32,820	33,090
26-11-2021	1770.50	31,410	31,640	31,920
29-11-2021	1776.50	31,390	31,820	32,050
30-11-2021	1726.00	31,620	30,820	31,110



# GUJCOT TRADE ASSOCIATION

MONTHLY RATE MOVEMENT    Nov-2021





# GUJCOT TRADE ASSOCIATION

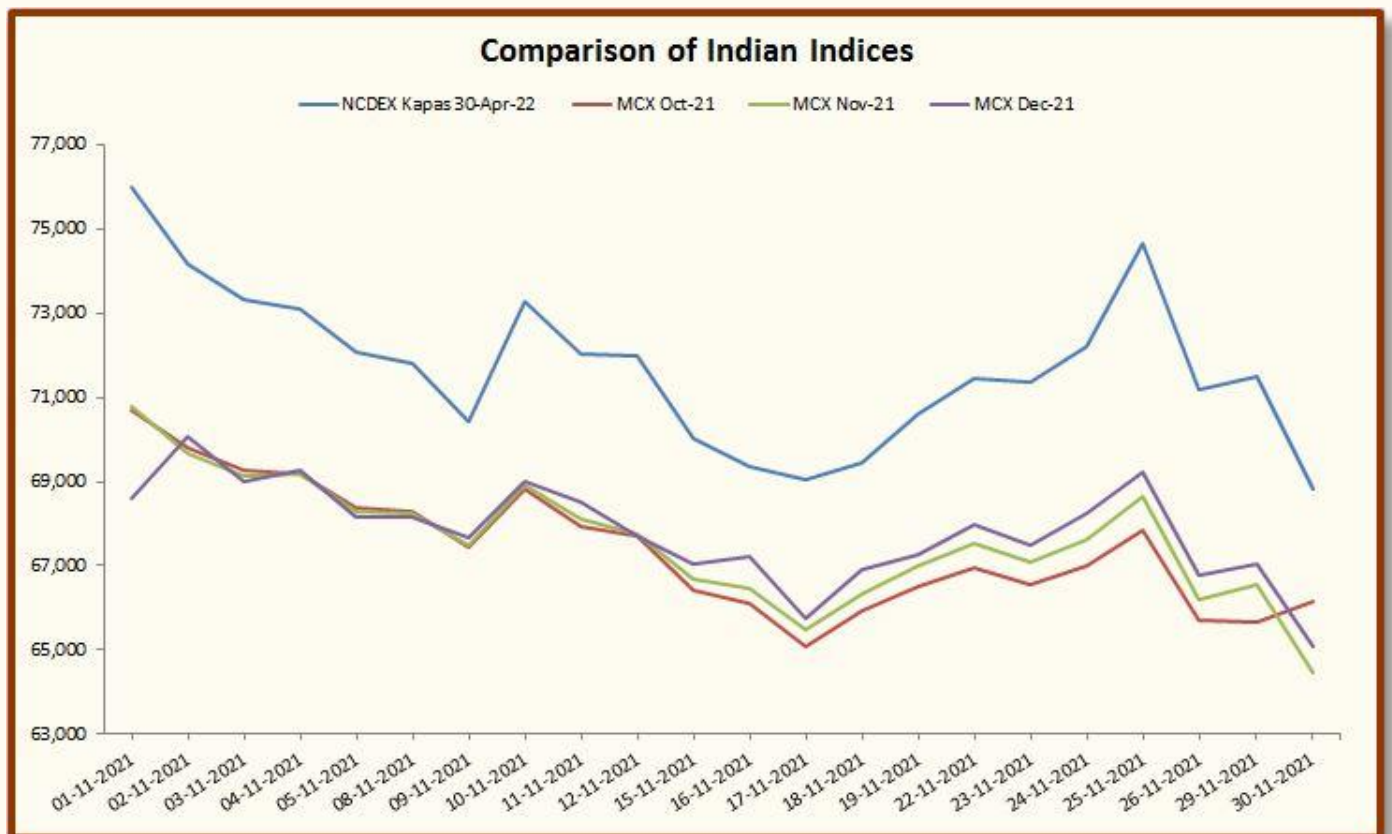
## MONTHLY RATE MOVEMENT Nov-2021

Indian Indices in Rs/Candy Rate				
Date	NCDEX Kapas	MCX		
	30-Apr-22	Nov-21	Dec-21	Jan-22
01-11-2021	75,983	70,679	70,804	68,608
02-11-2021	74,153	69,821	69,654	70,051
03-11-2021	73,343	69,277	69,152	68,984
04-11-2021	73,081	69,193	69,193	69,256
05-11-2021	72,087	68,378	68,273	68,169
08-11-2021	71,800	68,294	68,231	68,169
09-11-2021	70,440	67,457	67,499	67,666
10-11-2021	73,264	68,838	68,901	69,005
11-11-2021	72,035	67,938	68,106	68,524
12-11-2021	71,983	67,687	67,750	67,729
15-11-2021	70,022	66,432	66,683	67,060
16-11-2021	69,342	66,119	66,453	67,206
17-11-2021	69,028	65,073	65,470	65,763
18-11-2021	69,447	65,909	66,328	66,893
19-11-2021	70,623	66,516	66,997	67,269
22-11-2021	71,460	66,955	67,541	67,959
23-11-2021	71,381	66,537	67,081	67,478
24-11-2021	72,218	66,976	67,604	68,252
25-11-2021	74,650	67,855	68,650	69,214
26-11-2021	71,172	65,700	66,181	66,767
29-11-2021	71,486	65,658	66,558	67,039
30-11-2021	68,845	66,140	64,466	65,073



# GUJCOT TRADE ASSOCIATION

MONTHLY RATE MOVEMENT Nov-2021





# GUJCOT TRADE ASSOCIATION

MONTHLY RATE MOVEMENT Nov-2021

## INDIAN BASIS

DATE	29 MM	USD-INR	Cents/lb	ICE NEAREST FUTURE	BASIS
01-11-2021	67,250	74.87	114.57	119.84	-5.27
02-11-2021	67,750	74.68	115.71	117.25	-1.54
03-11-2021	67,400	74.45	115.47	118.82	-3.35
04-11-2021	67,250	74.45	115.22	117.58	-2.36
09-11-2021	66,400	74.04	114.39	119.38	-4.99
10-11-2021	66,650	74.39	114.28	118.68	-4.40
11-11-2021	67,100	74.51	114.87	118.54	-3.67
12-11-2021	66,850	74.43	114.56	117.69	-3.13
13-11-2021	66,650	74.43	114.22	117.69	-3.47
15-11-2021	66,350	74.48	113.63	117.62	-3.99
16-11-2021	65,900	74.37	113.02	117.98	-4.96
17-11-2021	64,500	74.27	110.77	119.70	-8.93
18-11-2021	64,750	74.23	111.26	117.59	-6.33
19-11-2021	64,950	74.24	111.59	119.22	-7.63
20-11-2021	65,150	74.24	111.93	119.22	-7.29
22-11-2021	65,700	74.40	112.64	117.71	-5.07
23-11-2021	65,600	74.43	112.42	120.36	-7.94
24-11-2021	65,850	74.40	112.90	120.38	-7.48
25-11-2021	66,200	74.51	113.33	120.38	-7.05
26-11-2021	66,050	74.87	112.52	116.60	-4.08
27-11-2021	65,250	74.87	111.16	116.60	-5.44
29-11-2021	65,200	75.09	110.75	116.65	-5.90
30-11-2021	64,450	75.16	109.38	111.65	-2.27



# GUJCOT TRADE ASSOCIATION

## MONTHLY RATE MOVEMENT Nov-2021





# GUJCOT TRADE ASSOCIATION

**MONTHLY RATE MOVEMENT Nov-2021**

Team Gujcot thanks the Broker Panel

Shri Sujalbhai, Shri Pravinbhai, Shri Sandipbhai, Shri Ananbhai, Shri Ajaybhai, Shri Jatinbhai, Shri Manishbhai, Shri Anilbhai, Shri Niravbhai and Shri Mukeshbhai Purohit.

## **Report Sponsors:**

Click on Sponsor's Logo to visit Sponsor's Website



**For, Gujcot Trade Association**

**Akash Shah**

[President]

**For, Gujcot Trade Association**

**Ajay Shah**

[Secretary]